



ACTIVE TRIM

Active Trim dials in ideal trim settings, automatically adjusting to hole shots, turns and water conditions to ensure smooth handling and optimal efficiency at cruise.

SPECIFICATIONS

HORSEPOWER	115	115 CT	150
WOT RPM	5300-6300	5300-6300	5200-6000
Engine Type	Inline-4	Inline-4	Inline-4
Displacement	2.1L (126 cu in)	2.1L (126 cu in)	3.0L (183 cu in)
Induction	Performance-tuned scroll intake manifold	Performance-tuned scroll intake manifold	Performance-tuned scroll intake manifold
Starting	Electric start with SmartStart protection	Electric start with SmartStart protection	Electric start with SmartStart protection
Gear Ratio	2.07:1	2.38:1	2.08:1
Alternator	35 amp (441 watt)	35 amp (441 watt)	60 amp (756 watt)
Trim System	Power trim and tilt	Power trim and tilt	Power trim and tilt
Dry Weight*	359lbs (163kg)	363lbs (165kg)	456lbs (207kg)
Steering	Remote or tiller	Remote or tiller	Remote or tiller
Shaft Length	20 in (508mm)	20 in (508mm)	20 in (508mm)
	25 in (635mm)	25 in (635mm)	25 in (635mm)

*Dry weight: Lightest-version model, excludes engine oil, rigging, hardware.



WARRANTY | Mercury Pro XS outboards come standard with a three-year limited warranty and industry-leading three-year corrosion warranty.

115- 150HP

Pro XS[®]

QUICK, FAST & RELIABLE

- Superior acceleration from high displacement
- Increased torque from Transient Spark technology (150hp model)
- Optimal battery life from idle-charge battery management technology
- Lifetime maintenance-free valve train

LIGHTWEIGHT, QUIET & SMOOTH

- Lightest high-output engines on the market
- Durability and top speed from proven, performance-inspired gearcase designs
- Quieter, more enjoyable boating experience from tightly sealed, sound-absorbing cowl
- Significantly less vibration from exclusive focused mount system

LEARN MORE AT [MERCURYMARINE.COM/ProXS](https://www.mercurymarine.com/ProXS)



MERCURY 115HP PRO XS®

SPEED AND DURABILITY FOR BOATERS WHO DEMAND RELIABLE PERFORMANCE

Low weight and high displacement deliver higher torque and unbeatable performance – legendary attributes of the Pro XS brand.

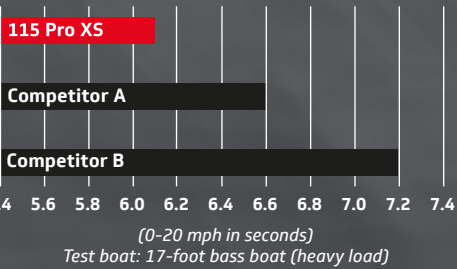
TUNED TO PERFORM

On freshwater or saltwater – compact bass rigs or flats skiffs, pontoons or multi-species boats – four-cylinder Mercury Pro XS models are tuned to take mid-size boats to the limit. Each engine is calibrated with Pro XS DNA for stronger hole shot and higher rpm.

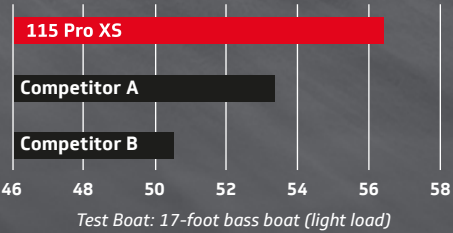
ACCELERATION & SPEED

The 115hp engine stays true to the Pro XS legacy with superior hole shot, legendary top speed and reassuring durability. It redefines outboard performance in its class.


ACCELERATION



TOP SPEED (MPH)



WEIGHT



COMMAND THRUST

The Mercury 115hp Pro XS outboard is available with the Command Thrust (CT) gearcase package, which features a larger gearcase and 2.38:1 gear ratio. The CT gearcase can turn a larger prop, providing greater acceleration, better handling, awesome maneuverability and superior control.

CHARGING SYSTEM

If voltage drops below a determined level, idle rpm increases in 25-rpm increments up to a maximum of 800 rpm. The charging feature remains active until battery voltage has returned to normal levels, ensuring peace of mind when you attempt to crank your engine after a full day on the water.

SOUND-ABSORBING COWL

The tightly sealed cowl is light, compact and thermo-bonded to keep noise inside. Thanks to the top-mounted throttle body, intake noise is fine-tuned for a more pleasing sound.

HIGH DISPLACEMENT

Displacing 2.1 liters, the 115hp Pro XS outboard works smarter – not harder – for improved durability and longer life, not to mention greater hole shot, superior acceleration and awesome top speed.

MERCURY 150HP PRO XS®

PERFORMANCE AND AESTHETICS OF A CHAMPION WITH ALL THE ATTRIBUTES OF PRO XS ENGINES BEFORE IT

The 150hp engine fortifies the Pro XS reputation with best-in-class acceleration, hole shot, low weight and durability.

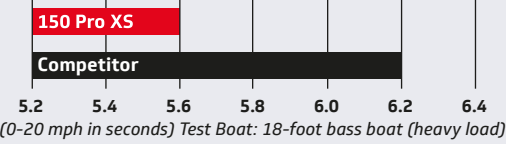
PERFORMANCE

Mercury-exclusive Transient Spark technology optimizes spark timing to provide increased torque and greater acceleration. The Pro XS engine is the highest-performing outboard on the water, and it will out-accelerate and out-pace the competition for confidence to go farther.

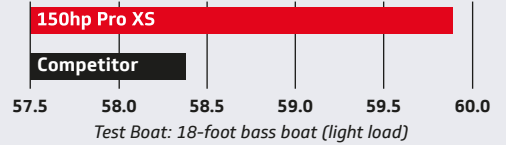
MORE EFFICIENT, MORE INTUITIVE, MORE REFINED

- Sound-absorbing cowl for a quieter, more enjoyable boating experience
- 60-amp alternator provides greatest charging output in the 150hp class, while idle-charge battery management provides peace of mind

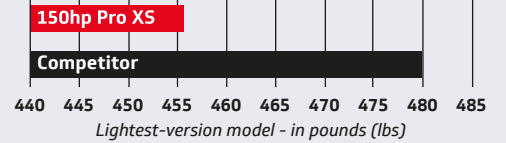
ACCELERATION



TOP SPEED (MPH)



WEIGHT



PROVEN GEARCASE

The 150hp Pro XS outboard is equipped with a 2.08:1 gearcase, which transmits more torque to the prop shaft. Four water pickups on the nose cone provide flexibility to mount the engine higher, install a jack plate or trim higher to advance overall performance.

VERSATILITY

From bass boats to pontoons to center-consoles, the lightweight, high-displacement 150hp Pro XS outboard can be paired with numerous Mercury propellers for a wide variety of applications. It's the perfect outboard for those who need speed.